



SPEED CUSHIONS

REDUCING SPEED, GENTLY AND EFFECTIVELY

The rubber 1 and 2 piece speed cushions are manufactured from recycled tyre rubber. Tough and flexible, they follow the road surface contour and incorporate a unique underside profile that moulds itself to the road surface without the need for excavation. Installation can be completed in less than one hour resulting in minimal road disruption and significantly reduced installation costs.

- The only 1 piece rubber speed cushion manufactured in the UK
- Surface fixed, no need for excavation
- Colours: black or red as standard
- Low maintenance - impact resistant, retains form
- Can be customised with logos, speed indicators and high visibility traffic direction markings, all moulded into the products
- Includes fitting kit: anchors, resin and drill bit, complete with installation instructions
- Conforms to DfT and UK Council specifications

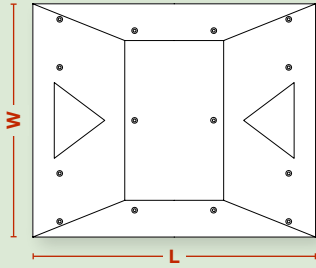
“Quick and easy to install they serve their purpose by retaining form. The ideal solution for the replacement of failing bitmac speed cushions.”



YORK CITY COUNCIL

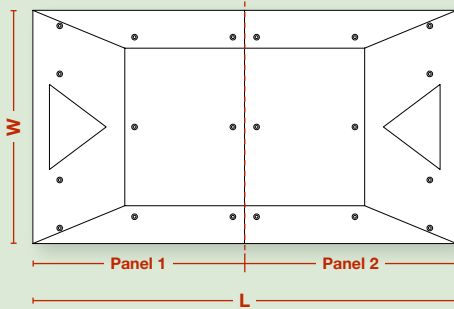


One Piece Speed Cushion



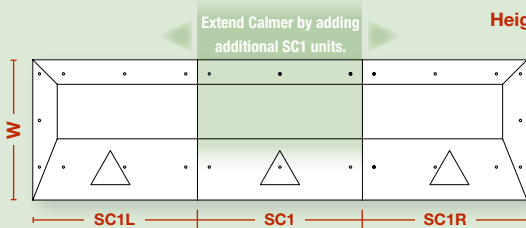
	Features	Weight (kg)	Colour	Dimensions (m)	Product Code
Height - 65mm	Black 0 arrow	170	Black	L: 2.00 W: 1.65	SP1-65B-T0
	Black 1 arrow	170	Black	L: 2.00 W: 1.65	SP1-65B-T1
	Black 2 arrow	170	Black	L: 2.00 W: 1.65	SP1-65B-T2
	Red 0 arrow	170	Red	L: 2.00 W: 1.65	SP1-65R-T0
	Red 1 arrow	170	Red	L: 2.00 W: 1.65	SP1-65R-T1
	Red 2 arrow	170	Red	L: 2.00 W: 1.65	SP1-65R-T2
Height - 75mm	Black 0 arrow	180	Black	L: 2.00 W: 1.65	SP1-75B-T0
	Black 1 arrow	180	Black	L: 2.00 W: 1.65	SP1-75B-T1
	Black 2 arrow	180	Black	L: 2.00 W: 1.65	SP1-75B-T2
	Red 0 arrow	180	Red	L: 2.00 W: 1.65	SP1-75R-T0
	Red 1 arrow	180	Red	L: 2.00 W: 1.65	SP1-75R-T1
	Red 2 arrow	180	Red	L: 2.00 W: 1.65	SP1-75R-T2

Two Piece Speed Cushion



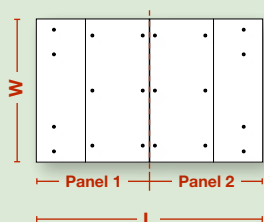
	Features	Weight (kg)	Colour	Dimensions (m)	Product Code
Height - 65mm	Black 0 arrow	280	Black	L: 3.00 W: 1.75	SP2-1.75-B-T0
	Black 1 arrow	280	Black	L: 3.00 W: 1.75	SP2-1.75-B-T1
	Black 2 arrow	280	Black	L: 3.00 W: 1.75	SP2-1.75-B-T2
	Red 0 arrow	280	Red	L: 3.00 W: 1.75	SP2-1.75-R-T0
	Red 1 arrow	280	Red	L: 3.00 W: 1.75	SP2-1.75-R-T1
	Red 2 arrow	280	Red	L: 3.00 W: 1.75	SP2-1.75-R-T2
Height - 75mm	Black 0 arrow	260	Black	L: 3.00 W: 1.65	SP2-1.65-B-T0
	Black 1 arrow	260	Black	L: 3.00 W: 1.65	SP2-1.65-B-T1
	Black 2 arrow	260	Black	L: 3.00 W: 1.65	SP2-1.65-B-T2
	Red 0 arrow	260	Red	L: 3.00 W: 1.65	SP2-1.65-R-T0
	Red 1 arrow	260	Red	L: 3.00 W: 1.65	SP2-1.65-R-T1
	Red 2 arrow	260	Red	L: 3.00 W: 1.65	SP2-1.65-R-T2
	Black 0 arrow	300	Black	L: 3.00 W: 1.90	SP2-1.9-B-T0
	Black 1 arrow	300	Black	L: 3.00 W: 1.90	SP2-1.9-B-T1
	Black 2 arrow	300	Black	L: 3.00 W: 1.90	SP2-1.9-B-T2
	Red 0 arrow	300	Red	L: 3.00 W: 1.90	SP2-1.9-R-T0
	Red 1 arrow	300	Red	L: 3.00 W: 1.90	SP2-1.9-R-T1
	Red 2 arrow	300	Red	L: 3.00 W: 1.90	SP2-1.9-R-T2

Speed Calmer



	Features	Weight (kg)	Colour	Dimensions (m)	Product Code
Height - 75mm	Black 0 arrow	140	Black	L: 1.75 W: 1.49	SC1L-B-T0
	Black 1 arrow	140	Black	L: 1.75 W: 1.49	SC1L-B-T1
	Red 0 arrow	140	Red	L: 1.75 W: 1.49	SC1R-R-T0
	Red 1 arrow	140	Red	L: 1.75 W: 1.49	SC1R-R-T1
	Black 0 arrow	140	Black	L: 1.75 W: 1.49	SC1-B-T0
	Black 1 arrow	140	Black	L: 1.75 W: 1.49	SC1-B-T1
	Red 0 arrow	140	Red	L: 1.75 W: 1.49	SC1-R-T0
	Red 1 arrow	140	Red	L: 1.75 W: 1.49	SC1-R-T1

Raised Table



	Features	Weight (kg)	Colour	Dimensions (m)	Product Code
Height - 75mm	Black 0 arrow	300	Black	L: 3.00 W: 1.90	RT-B-T0
	Black 1 arrow	300	Black	L: 3.00 W: 1.90	RT-B-T1
	Red 0 arrow	300	Red	L: 3.00 W: 1.90	RT-R-T0
	Red 1 arrow	300	Red	L: 3.00 W: 1.90	RT-R-T1

Width of the panel is custom-adjusted to fit the road width.